


# Progressive Series™

## LED Canopy Down Light System



- **Universal hanger bracket** - facilitates simple one-person installation for lower up-front investment, eliminating the need for retrofit kits and/or plates
- **Oversized housing** - hides the footprint of the previous HID fixture, eliminating the need to touch-up, paint or install custom trims
- **Progressive reflector** - focuses light on task areas while softly illuminating peripheral area for increased safety and security
- **Active Circuit Monitoring (ACM)** - regulates LED drive current to ensure longevity

### Specifications:

Part number 701948

#### Luminaire

Operating temperature	-30° C to 70° C
Thermal control	Integrated heat transfer system
Ingress Protection (IP)	IP68 - sealed to the highest dust and water protection rating
LEDs per luminaire	60
Colour	5300 K
CRI	>70
Life rating	>60,000 hours (L <sub>70</sub> )
Optics	Progressive reflector, tempered glass lens
Light output	9599 Lumens <sup>1</sup>
Controls	Active Circuit Monitoring (ACM) regulates drive current to protect the life of luminaire in the event of extreme ambient temperatures
Agency listings	UL <sup>2</sup> and ETL listed to UL 1598 and 8750 standard, Design Lights Consortium (DLC), complies with International Dark Sky Association (IDA) requirements
Dimming	Occupancy sensor based dimming to 30% initial power (SloanLED dimming kit sold separately)

#### Power Supply

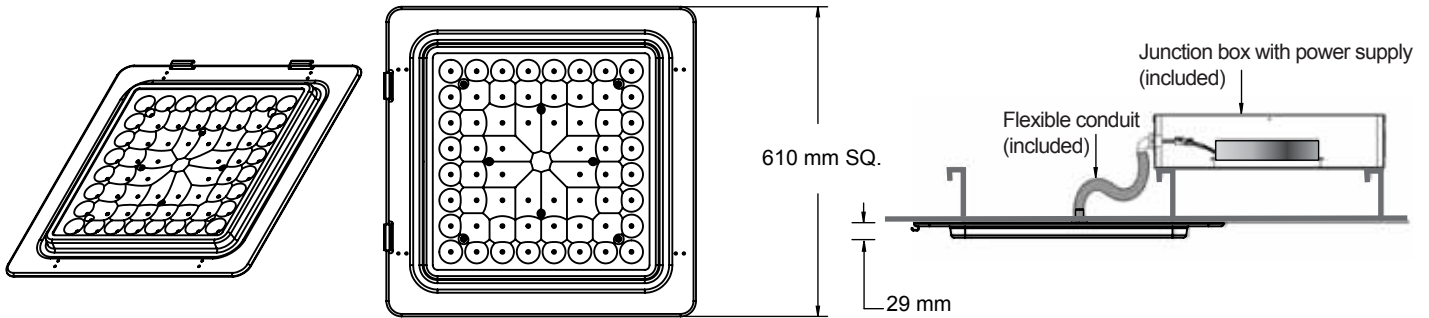
Input range	100 - 277 VAC, 50-60 Hz
Power	125 W (Input)
Operation	Line filtering and surge protection
Ingress Protection (IP)	IP68 - sealed to the highest dust and water protection rating
Power supply housing	Junction box provided to comply with electrical installation requirements (also provides additional power supply protection)
Power supply agency listings	Required UL, cUL and CE certifications



1 - Pending third party LM-79 test data  
2 - Pending

# Progressive Series™

## LED Canopy Down Light System

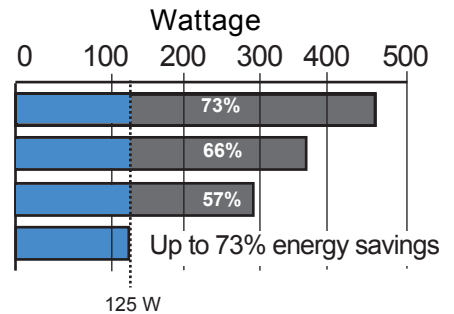


### Energy savings for common retrofits/replacements

Power consumption

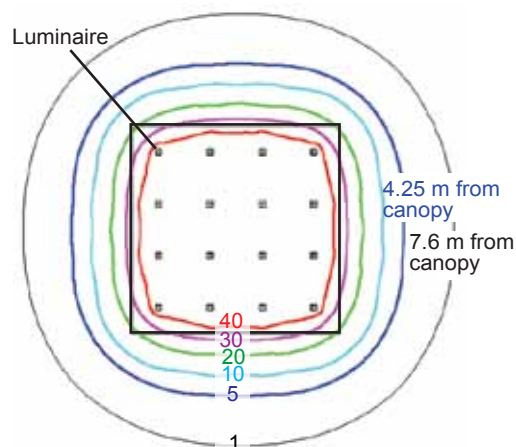
Type	Lamp Wattage	System Power (W)
HID - (Shoebox or 2 x 2, Recessed, Surface mount)	400	455
	320	368
	250	288
<b>SloanLED</b>	<b>N/A</b>	<b>125</b>

Savings comparison



### Photometric

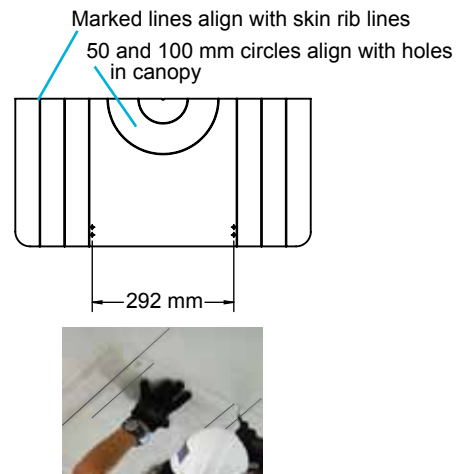
Isofootcandle plot\*



14.5 m x 14.5 m x 4.6 m Canopy  
(3.7 m luminaire spacing)

\*Simulated using third party LM-79 test data

### Optional Install Template



- Printed on a clear polycarbonate for easy marking
- Light weight and reusable

Patent Pending